

LEDVANCE.CO.NZ




LEDVANCE

PANEL PRO



PANEL PRO

The new LEDvance Panel Pro family features high CRI 90+ enabling greater depth of colour perception especially in the red spectrum producing a vibrant and attractive light to illuminate your working environment such as office or in class room applications. With integrated power/lumen select switch on supplied flicker free electronic driver and a CCT control switch to easily change colour settings from 4000K cool white to 3500K neutral white to 3000K warm white the new LEDvance Panel Pro has the right light level and colour temperature for new and replacement lighting projects. Try the new 3500K neutral white colour temperature setting to further enhance your working environment. Offering excellent UGR19 glare control and IP54 dust and moisture protection with extended lifetime of 60,000 hours with 5 year warranty the LEDvance Panel Pro sets the new benchmark for performance and value.



FEATURES AND BENEFITS

- Dual wattage version: 33/20W, 49/30W
DALI version: 33W, 49W
- Available in 600x600mm, 300x1200mm and 600x1200mm
- Tri colour in 3000K, 3500K, and 4000K
- High efficacy up to 120lm/W
- Beam angle 90°
- Low glare rating of UGR<19
- High colour rendering index CRI>90
- IP54
- SDCM<3
- Pre-wired with 1.5m flex and plug
- Lifetime 60,000 hours

AREAS OF APPLICATION

- Offices and conference rooms
- Reception areas and foyers
- Entrances and hallways
- Retail and hospitality
- Libraries and schools

AVAILABLE SIZES



Dual wattage: 33/20W
DALI: 33W
595x595x32mm



Dual wattage: 33/20W
DALI: 33W
1195x295x32mm

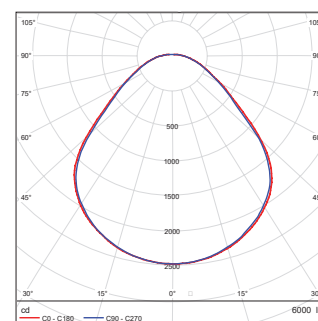


Dual wattage: 49/30W
DALI: 49W
1195x595x34mm

SPECIFICATIONS

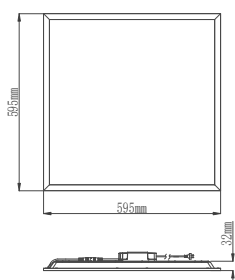
| | | | |
|----------------------------------|--|------------------------------|---|
| Wattage | Dual Wattage: 33/20W, 49/30W, DALI: 33W, 49W | Warranty | 5 years |
| Lumens | 4000, 6000 | Connection Type | Pre-wired with 1.5m flex and plug |
| lm/W | 120 | PF | >0.9 |
| CRI | >90 | Voltage | 220-240V |
| CCT | 3000/3500/4000K | Frequency | 50/60Hz |
| IP Rating | IP54(Front)/IP20(Back) | Surge Protection | 1KV |
| Dimmable | DALI option available | Mounting Type | Recessed mounting |
| Beam Angle | 90° | Housing Material | Aluminium housing/ PS polymer diffuser - PMMA Micro Prismatic lens – UV stabilised* |
| SDCM | <3 | Operating Temperature | -10°C to 40°C |
| UGR | <19 | | |
| Electrical Classification | Class II | | |
| Lifetime | 60,000 hours L70/B50 | | |

PHOTOMETRICS

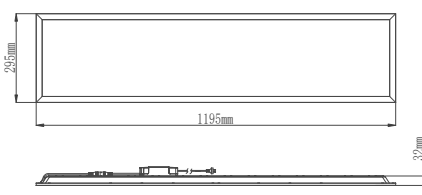


* Eliminates risk of discolouration over
luminaire lifetime

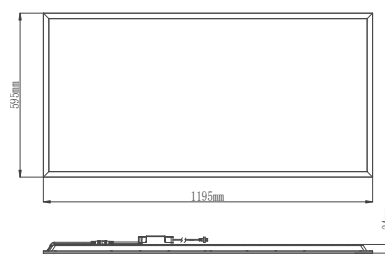
DIMENSIONS



Dual wattage: 33/20W
DALI: 33W
595x595x32mm



Dual wattage: 33/20W
DALI: 33W
1195x295x32mm



Dual wattage: 49/30W
DALI: 49W
1195x595x34mm

ORDERING CODES - PANEL PRO

PERFORMANCE
CLASS

Product name

EAN10

Model number



DUAL WATTAGE

| | | | | | | | | | | | |
|-----------------------------|----------------------|------------|-----------|---------------|------------------------|----|-----|-------------------|-----|------|----|
| PANEL PRO 600X600 LEDVANCE | 4099854398759 | OSR0398759 | 33/ 20 | 4000/ 2400 | 3000/ 3500/ 4000 | 90 | 120 | FAST CONNECTOR | 595 | 595 | 32 |
| PANEL PRO 1200X300 LEDVANCE | 4099854398773 | OSR0398773 | 33/ 20 | 4000/ 2400 | 3000/ 3500/ 4000 | 90 | 120 | FAST CONNECTOR | 295 | 1195 | 32 |
| PANEL PRO 1200X600 LEDVANCE | 4099854398797 | OSR0398797 | 49/ 30 | 6000/ 3600 | 3000/ 3500/ 4000 | 90 | 120 | FAST CONNECTOR | 595 | 1195 | 34 |

DALI



| | | | | | | | | | | | |
|-------------------------------------|----------------------|------------|----|------|------------------------|----|-----|------|-----|------|----|
| PANEL PRO 600X600 LEDVANCE DALI | 4099854398810 | OSR0398810 | 33 | 4000 | 3000/ 3500/ 4000 | 90 | 120 | DALI | 595 | 595 | 32 |
| PANEL PRO 1200X300 LEDVANCE DALI | 4099854398834 | OSR0398834 | 33 | 4000 | 3000/ 3500/ 4000 | 90 | 120 | DALI | 295 | 1195 | 32 |
| PANEL PRO 1200X600 LEDVANCE DALI | 4099854398858 | OSR0398858 | 49 | 6000 | 3000/ 3500/ 4000 | 90 | 120 | DALI | 595 | 1195 | 34 |

ACCESSORIES

Product name

EAN10

Model number

| | | |
|---|----------------------|------------|
| PANEL LED SEISMIC RESTRAINT | 4099854417191 | OSR0417191 |
| PANEL LED PENDANT SUSPENSION KIT LEDVANCE | 4058075737655 | OSR0737655 |
| PANEL LED SURFACE MOUNT KIT 1200X300 LEDVANCE | 4058075426498 | OSR0426498 |
| PANEL LED SURFACE MOUNT KIT 600X600 LEDVANCE | 4099854246760 | OSR0246760 |
| PANEL LED SURFACE MOUNT KIT 1200X600 LEDVANCE | 4058075426511 | OSR0426511 |
| PANEL LED RECESS MOUNT FRAME 1200X300 LEDVANCE | 4058075426559 | OSR0426559 |
| PANEL LED RECESS MOUNT FRAME 600X600 LEDVANCE | 4058075737563 | OSR0737563 |
| PANEL LED RECESS MOUNT FRAME 1200X600 LEDVANCE | 4058075426597 | OSR0426597 |